


SHINE

Shine is a porcelain tile series inspired by the timeless allure of Onyx and Alabaster. Its delicate veining and luminous finish bring a sense of elegance to any space, whether indoors or outdoors. Ideal for creating sophisticated environments, Shine offers a perfect blend of durability and refined beauty.




COLOR BODY PORCELAIN

SHINE

COLOR BODY PORCELAIN

olympiatile+stone 
www.olympiatile.com

24"x24" & 24"x48" Matte (Rectified)



TRIMS


Contact your local sales rep for trim solutions.

TECHNICAL

RESULTS CONFORM

DCOF AcuTest	≥ 0.42
Breaking Strength	ASTM C648
Stain Resistance	ASTM C1378
Chemical Resistance	ASTM C650
Frost Resistance	ASTM C1026
Deep Abrasion Resistance	Conforms

SHADE VARIATION



V3 Moderate Variation

Plymouth, MN | 763.545.5455 • 800.288.3026
Des Moines, IA | 515.270.4920 • 800.320.1387
Omaha, NE | 402.614.9010 • 877.687.6636

kate-lotile & stone

a division of olympia tile (usa), inc. 

kate-lotile & stone